

Does Phenoloxidase Contributed to the Resistance? Selection with Butane-Fipronil Enhanced its Activities from Diamondback Moths

Shouzhu Liu^{1,2}, Hongtao Niu², Ting Xiao³, Chaobin Xue², Zhongde Liu⁴ and Wanchun Luo^{*2}

¹College of Agriculture, Liaocheng University, Liaocheng 252059, China

²College of Plant Protection, Shandong Key Laboratory of Pesticide Toxicology and Application Technique, Shandong Agricultural University, Tai'an 271018, China

³Institute of Zhenjiang Agricultural Sciences Jiangsu Hill Region, Jurong Jiangsu 212400, China

⁴College of life science and technique, Taishan University, Tai'an 271000, China

Abstract: Using microtitration method, the relationship between Phenoloxidase activity and the resistance of the diamondback moth *Plutella xylostella* (Linnaeus) to the novel insecticide butane-fipronil was determined in vitro. After selection of the tenth-generation by butane-fipronil, the resistance of the fourth instar larvae was increased 83.80-fold as compared to the susceptible strain. Phenoloxidase activity of the resistant strain (PO_r) was 1.29-fold higher than the susceptible one (PO_s). However, the K_m and optimum pH values were similar in resistant and susceptible strains, which were 1.11 mM and 6.5, respectively. Both PO_r and PO_s have maximum stability at pH values less than 7.0, although PO_s was less stable at lower pH values than PO_r. In addition, the thermal stabilities of the two phenoloxidase were very similar. It is suggested that PO may play an important role in the increasing resistance of pests to pesticides.

Keywords Butane-fipronil, phenoloxidase, *Plutella xylostella*, resistance.

INTRODUCTION

The diamondback moth, *Plutella xylostella* (Linnaeus), is one of the most widely distributed insects in the world and lives in more than 80 countries [1]. The indiscriminate use of insecticides coupled with the ability of *P. xylostella* L. to produce multiple generations per annum and the high migratory potential of the species has led to its resistance to many insecticides [2, 3]. It has been shown that the resistance occurring included alterations to insecticide target sites and powerful metabolic resistance catalyzed by some enzyme such as mixed function oxidase, esterase or glutathione-S-transferases [4]. For example, the chlorfluazuro-resistant *P. xylostella* has higher glutathione S-transferase-3 (GST-3) gene expression and GST activity, suggesting that GST-3 is involved in chlorfluazuron detoxification in diamondback moths [5]. While no differences in detoxication enzyme activities of permethrin-selected diamondback moths compared to non-selected populations have been found, the observed pyrethroid resistance is most likely due to decreased target site sensitivity [6].

Fipronil is the first member of the phenylpyrazole group of insecticides, and is highly toxic to both piercing-sucking and chewing insects. In addition, it has shown excellent activity against a broad spectrum of insect orders [7], with no obvious cross-resistance to other insecticides with different mechanisms of action [8]. Its resistance mechanism was demonstrated as involving low cuticle permeability, monooxygenase metabolism and increased activity of detoxi-

fication enzymes in *Musca domestica*, *Plutella oxylostella*, and *Chilo suppressalis* [9-12]. Butene-fipronil is a novel compound obtained via the structural modification of phenylpyrazole. It has similar activity as fipronil in controlling pests on rice and vegetable crops, and has low toxicity to fish, which makes it an excellent pesticide [13].

Phenoloxidase (PO) (EC 1.14.18.1), also known as tyrosinase, is one of the key enzymes of the insect molting process, which is involved in hardening and stabilizing the newly secreted exoskeleton. Phenoloxidase catalyzes the oxidation of various phenolic compounds to the corresponding quinones, and then quinones combine with proteins to form the hard dark-colored layer of the cuticle [14]. Phenoloxidases have been proposed to participate in cuticle tanning. Arakane *et al.* reported that phenoloxidases extracted from *Tribolium castaneum* are required for larval, pupal, and adult cuticle sclerotization and pigmentation [15]. Phenoloxidase is also a key enzyme of insect immune response, and can be found in cuticular matrix [16], hemocytes [17], and hemolymph [18].

It is known that insecticide resistance is due to behavioral changes, physiological modifications, and metabolic detoxification [19]. Insect cuticle penetration is involved in physiological modifications, and some insecticides must pass through the insect cuticle in order to reach the site of action before lethal effects can occur. Some reports indicated that decreased penetration confers 2-3 fold resistance by itself [20, 21]. There have been no reports regarding phenoloxidase (PO) activity in insecticide resistance, although PO is involved in hardening and stabilizing the newly secreted exoskeleton. In fact, more attention must be paid to this enzyme when studying insecticide resistance, because PO is

*Address correspondence to this author at the College of Plant Protection, Shandong Agricultural University, Shandong, Tai'an 271018, China; Tel: +86 538 8242983; Fax: +86 538 8242983; E-mail: wcluo@sdaau.edu.cn

one of the key enzymes of the insect molting process. In addition, PO influences the cuticle structure to allow insecticide penetration.

In the present paper, PO activity and the properties of the resistant and the susceptible diamondback moth *P. xylostella* L. are investigated, the relationship between PO and pest resistance are also discussed. The results of this study may lead to a better understanding of the mechanism of pest resistance.

MATERIALS AND METHODOLOGY

Chemicals and Instruments

L-Dihydroxyphenylalanine (L-DOPA) was purchased from Sigma (USA), and butane-fipronil (97%) was supplied by Dalian Raiser Pesticide Co. LTD (China). All other reagents were local products of analytical grade. The 96-well microtiter plate reader used was a Thermo Mustiskan Mk3 (Thermo electron corporation).

Insect

The susceptible diamondback moth strain was reared on Chinese cabbage *Brassica parachinesis* (Bailey) in a greenhouse at 25±1 °C with a 14:10 h light:dark cycle, and had never been exposed to insecticides [22]. Half of the susceptible strain population was selected for resistance to butane-fipronil for 10 generations to make the resistant strain, using dipping methods described by Ismail F. [23]. Briefly, butane-fipronil was dissolved in acetone and five serially diluted concentrations were prepared with distilled water containing 0.05% triton X-100. Cabbage leaves (4 cm × 4 cm) were cut and dipped in the serially diluted solution for 10 s. Three-day-old third instar larvae of parental generations were allowed to feed on the butane-fipronil treated leaf for 48 h, followed by a fresh leaf until it pupated.

Resistant Selection Bioassay

Technical grade butane-fipronil was dissolved in acetone and five serially experimental concentrations were prepared after protest to larvae of diamondback moth. Then fourth-instar larvae (2-3 mg/larva) were treated with 0.3 µL of the dilution on the mesothorax notum by a hand microapplicator to determine the median lethal concentration (LC₅₀). Each test was repeated six times and acetone treatment was used as a control [24].

Preparation and Purification of PO

Fourth instar larvae (about 4 g) of the two strains were homogenized using a blender in ice-cold extraction buffer [20 mL, 0.02 M phosphate buffer solution (PBS), pH 6.5]. The homogenates were centrifuged at 6 770 g for 30 min. The supernatant was collected and brought to 40% saturation with solid ammonium sulfate. The precipitate was collected by centrifugation at 6 770 g for 30 min, redissolved in a minimum volume of the same buffer, and dialyzed against 20 mM PBS (pH 6.5) for 40 h. The partially purified enzyme was used in the present investigation.

Protein Estimation

Total protein concentration was determined by Coomassie blue G-250 dye-binding using bovine serum albumin as the standard [25].

PO Assay

Phenoloxidase activity was assayed by determining the initial linear increase in absorbance at 490 nm using a Thermo Mustiskan Mk3 microtiter plate reader at room temperature, using L-dihydroxyphenylalanine (L-DOPA) as the substrate. The reading was taken instantly after enzyme addition.

Assay of Optimal pH and Stability of PO Under Different pH Conditions

The optimum pH and the pH stability were determined according to Xue *et al.* [26]. Briefly, to determine the optimum pH, 140 µL of different buffers (pH range: 4.4-9.0), and 40 µL of 10 mM L-DOPA were added to a microtiter plate well. Next, 20 µL of enzyme (103.55mg/mL, as same below) was added to each reaction mixture, and the plate was read immediately to record the absorbance at 490 nm at room temperature.

To determine the pH stability of PO, 20 µL of enzyme was added to 180 µL of reaction mixture (140 µL of buffer, 40 µL of 10 mM L-DOPA) under different pH conditions to assay the PO activity (as full activity). Another 20 µL of enzyme was added to 140 µL of different buffers, and incubated for 30 min at 4 °C before 40 µL of 10 mM L-DOPA was added and the remaining PO activity was assayed immediately at room temperature. The specific value of the remaining activity to full activity was used to evaluate PO stability.

Assay of PO Thermal Stability

To test the thermal stability of PO, 20 µL of enzyme was incubated at different temperatures (25°C, 30°C, 35°C, 40°C, 50°C, 60°C, 80°C) for 5 min and 15 min, and then added to 180 µL of reaction mixture (containing 40 µL of 10 mM L-DOPA, and 140 µL of PBS, pH 6.5) to assay the PO activity immediately. The thermal stability was evaluated by the ratio of remaining PO activity.

RESULTS

Resistance Selection

The responses of the fourth instar larvae of *P. xylostella* to butene-fipronil in different generations of the susceptible and resistant strains after selection are presented in Fig. (1). The resistance of the fourth instar larvae of *Plutella xylostella* (L.) diamondback moths to butene-fipronil increased 83.80-fold in comparison with the susceptible strain until the election for the tenth generation. The resistance ratio of the parental generation increased 78.02-fold after nine generations of selection. In the experiments the eighth generation was not selected by butene-fipronil. Results showed that at the first three generations and the last three generations, the resistance increased slowly.

Determination of Kinetic Parameters of PO

Under the conditions employed in the present study, the oxidization of L-DOPA by *P. xylostella* PO followed Michaelis-Menten kinetics. The kinetic parameters for the enzyme were determined using a Lineweaver-Burk plot, with the results shown in Fig. (2). The K_m and V_{max} values for PO from the butane-fipronil resistant strain (PO_r) were 1.108 mM and 153.84 µmol/L·min⁻¹·mg⁻¹ protein, respectively,

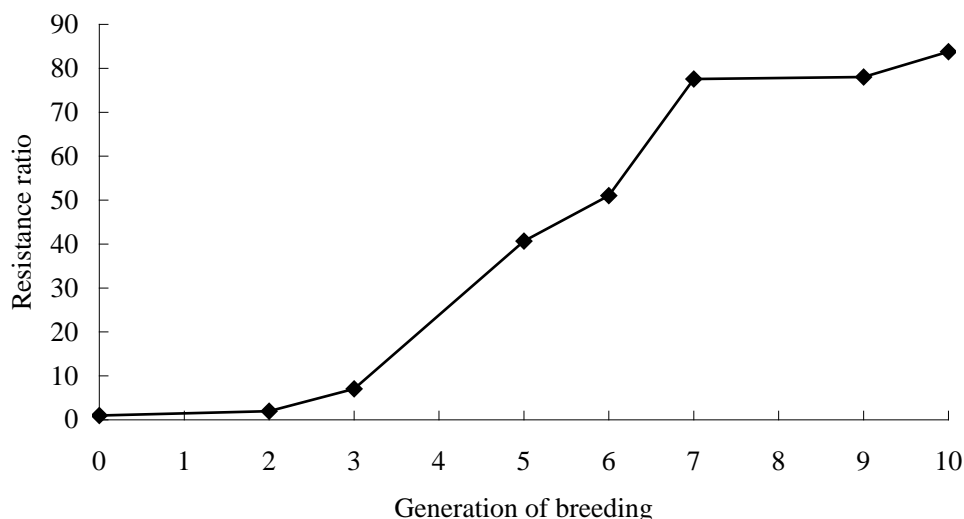


Fig. (1). The resistance curve of diamondback moths to butene-fipronil in various generations.

while the K_m and V_{max} values for the PO from the susceptible strain (PO_s) were 1.114 mM and $67.114 \mu\text{mol/L}\cdot\text{min}^{-1}\cdot\text{mg}^{-1}$ protein, respectively.

The maximum stability of PO_r and PO_s was at pH 7.0 (the specific values were 0.94 and 0.88, respectively), with no obvious differences between them. As much of the PO became insoluble, the PO activity (from susceptible larvae) at pH 4.4 and pH 5.3, and the PO activity from resistant larvae at pH 4.4 were not determined.

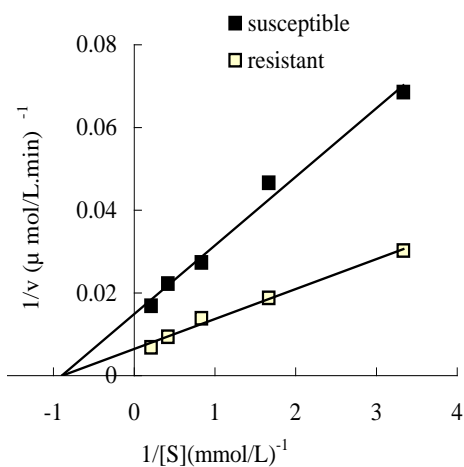


Fig. (2). Lineweaver-Burk plot for the determination of K_m and V_{max} for phenoloxidase oxidation of L-DOPA at room temperature. Assay conditions were 20 mM PBS (pH 6.5), containing 0.3, 0.6, 1.2, 2.4, 4.8 mM L-DOPA, and 20 μL of enzyme, total volume was 200 μL . ■: Lineweaver-Burk plot of phenoloxidase from the susceptible strain. □: Lineweaver-Burk plot of phenoloxidase from the resistant strain.

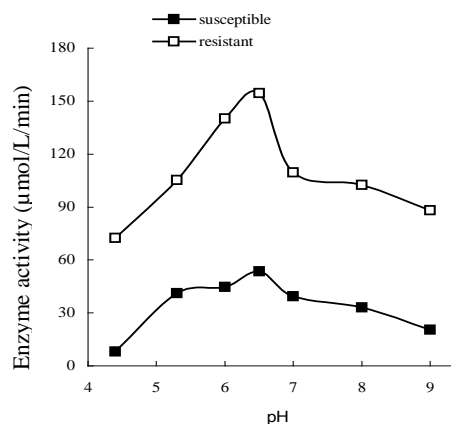


Fig. (3). Optimum pH for phenoloxidase activity.

Effect of pH on Enzyme Activity and pH Stability

The optimum pH for PO was determined to be about 6.5 (Fig. 3). The enzyme activity decreased rapidly when the pH was higher or lower than 6.5. The optimum pH of PO_r was the same as PO_s . Interestingly, when PO_s was added to the pH 4.4 and pH 5.3 buffers, some floccules appeared; but only in pH 4.4 buffer did PO_r turn into floccules.

After the enzyme was incubated in different pH buffers, the remaining activity was assayed, and the specific value of remaining activity to full activity was calculated (Fig. 4).

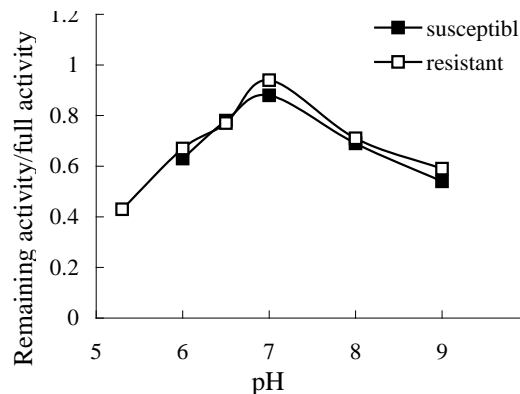


Fig. (4). pH stability of phenoloxidase.

Thermal Stability of PO

After the enzyme was incubated at different temperatures (25°C, 30°C, 35°C, 40°C, 50°C, 60°C, 80°C) for 5 min and 15 min, the remaining PO activity was assayed. The results showed that both PO_r and PO_s are relatively stable in the range from 25 °C to 40 °C. However, when the temperature was going greater than 40 °C the enzyme activity decreased rapidly (Fig. 5). When the temperature reached 80 °C the enzyme was completely denatured and no enzyme activity was detected (data not shown).

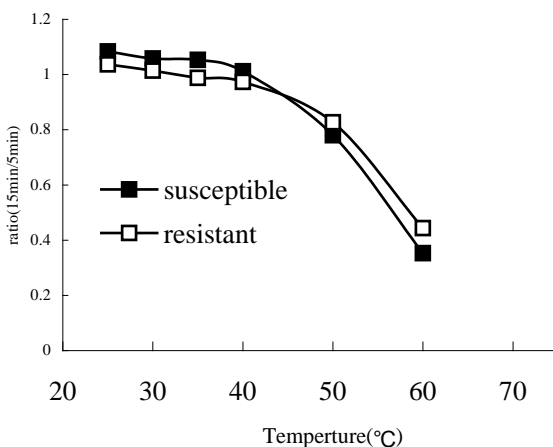


Fig. (5). Stability of phenoloxidase at different temperatures. The ratio of remaining PO activity after a 15 min incubation to PO activity after a 5 min incubation was calculated.

DISCUSSION AND CONCLUSION

Using microtitration, the PO activity of *P. xylostella* selected for resistance to butane-fipronil was investigated. The resistant strain was found to have significantly higher PO activity than the susceptible strain, but the difference in PO activity between the two strains could not be explained by variations in total protein content ($PO_r:PO_s$ was 1.5:1 for a 20 μ L enzyme sample). This result is similar to data obtained with Sydney rock oysters *Saccostrea glomerata* [27] in which resistance was selected for QX disease for three generations, and its PO activity was found to be higher than in the non-selected populations. In addition, a novel form of PO protein in selected oysters was detected by native PAGE. In the present paper, PO_r and PO_s had the same K_m values, indicating that they have the same catalysis ability but whether they are the same proteins is still unknown.

Armitage and Siva-Jothy [28] reported that *Tenebrio molitor* beetle adults with darker cuticular color have higher PO activity. Also, the black larvae of *Bombyx mori* silkworms have higher PO activities than white larvae [29]. In the present study, the insect *P. xylostella* was selected for ten generations, and the cuticles of larvae were darker than in the non-selected larvae. We deduced that the darkened cuticle has more PO content which can catalyze more phenolic compounds to quinones, and the melanin content is also increased during this time. This is beneficial for defense against the penetration of butane-fipronil or infection of microorganisms.

On the other hand, insects have an unusual innate immune system and PO is the key enzyme responsible for melanization [30]. For instance, microorganism-infected locusts can form many black nodules to eliminate invaders [31]. Undoubtedly, PO plays a major role in the innate response of insects towards infection. Some chemicals, such as the pesticide monocrotophos, can cause the PO activity to increase in the hemolymph of *Penaeus chinensis* [32]; chlorfluazuron can also increase the PO activity in the cuticle of *Ostrinia furnacalis* [33]. In our previously work [34], the physiological effect of quercetin, an inhibitor of PO, was determined *in vivo* on *Tenebrio molitor*, results suggested that quercetin at low concentration can cause immune response to the tested insect. The response of PO to chemicals suggests that PO may participate in the detoxification of insects by immune response. With more PO content, insects will easily survive from all kinds of invaders, including pesticides. The fact that butane-fipronil selected *P. xylostella* has higher PO activity supports this view.

So, the contribution of PO to the resistance of *P. xylostella* to butane-fipronil can be attributed to two aspects: lower cuticle penetration and higher immune ability (Fig. 6).

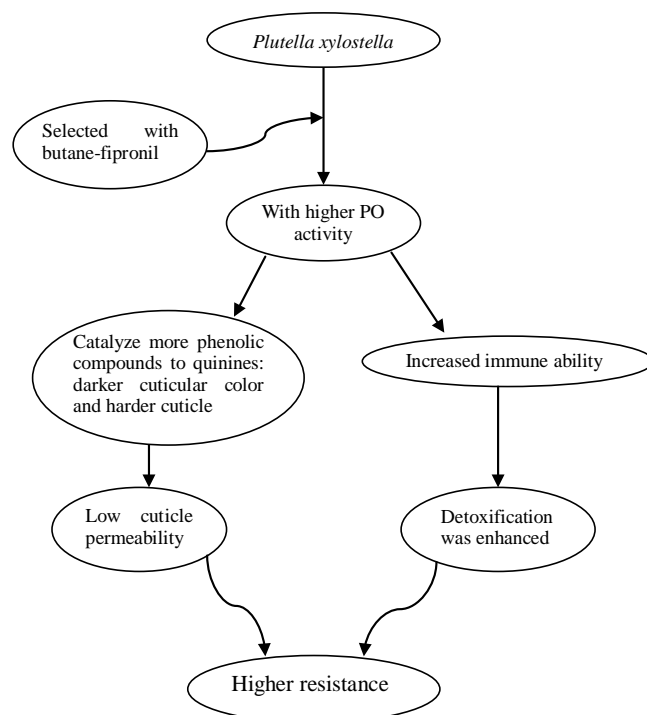


Fig. (6). Two pathways of phenoloxidase contributed to *P. xylostella* resistance to butane-fipronil.

Although the enzyme activity of PO_r was higher than PO_s , they have similar K_m and optimum pH values or thermal stabilities. The only notable difference was that PO_r was stable under pH 5.3 conditions, while PO_s were unstable under the same conditions. Maybe this phenomenon is due to different protein content in the reaction mixtures.

It was concluded that the resistance-selected diamondback moths *P. xylostella* have higher PO activity than the susceptible ones. Consequently, PO may play an impor-

tant role in the increasing resistance of pests to pesticides, the detailed mechanism of which needs further study.

ACKNOWLEDGMENTS

This work was supported by a Grant from the National Natural Science Foundation of China (NO. 30571237 to Wanchun Luo) and the Expert National ministry of education Foundation of China (NO. 20070434006 to Wan Chun Luo).

REFERENCES

- Harcourt, D.G. Biology of the diamondbackmoth, *Plutella maculipennis* (Curt.) (Lepidoptera: Plutellidae) in eastern Ontario. I. Distribution, economic history, synonymy and general description. 37th Report of the Quebec Society for the Protection of Plants. **1956**, pp 155-160.
- Sayyed, A.H.; Wright, D.J. Fipronil resistance in the diamondback moth (Lepidoptera: Plutellidae): inheritance and number of genes involved. *J. Econ. Entomol.*, **2004**, *97*, 2043-2050.
- Sayyed, A.H.; Omar, D.; Wright, D.J. Genetics of spinosad resistance in a multi-resistant field-selected population of *Plutella xylostella*. *Pest Manag. Sci.*, **2004**, *60*, 827-832.
- Denholm, I.; Devine, G. Insecticide resistance. In: *Encyclopedia of Biodiversity*; Levin S.A. Ed. San Diego: Academic Press, **2001**, pp. 465-477.
- Sonoda, S.; Tsumuki, H. Studies on glutathione S-transferase gene involved in chlorfluazuron resistance of the diamondback moth, *Plutella xylostella* L. (Lepidoptera: Yponomeutidae). *Pestic. Biochem. Physiol.*, **2005**, *82*, 94-101.
- Yu, S.J.; Nguyen, S.N. Insecticide susceptibility and detoxication enzyme activities in permethrin-selected diamondback moths. *Pestic. Biochem. Physiol.*, **1996**, *56*, 69-77.
- Grant, D.B.; Chalmers, A.E.; Wolff, M.A.; Hoffman, H.B.; Bushey, D. F. Fipronil: action at the GABA receptor. *Rev. Toxicol.*, **1998**, *2*, 147-156.
- Colliot F.; Kukorowski, K.A.; Hakins, D.W.; Roberts, D.A. Fipronil: A new soil and foliar broad spectrum insecticide. *Proc. Brighton Crop Protect. Conf-Pests Dis.*, **1992**, *29*, 34.
- Wen, Z.M.; Scott, J.G. Genetic and biochemical mechanisms limiting fipronil toxicity in the LPR strain of house fly. *Musca domestica*. *Pest. Sci.*, **1999**, *55*, 988-992.
- Kristensen, M.; Jespersen, J.B.; Knorr, M. Cross-resistance potential of fipronil in *Musca domestica*. *Pest Manag. Sci.*, **2004**, *60*, 894-900.
- Mohan, M.; Gujar, G.T. Local variation in susceptibility of diamondback moth *Plutella oxylestella* Linnaeus to insecticides and role of detoxification enzymes. *Crop Prot.*, **2003**, *22*, 495-504.
- Li, X.T.; Huang, Q.C.; Yuan, J.Z.; Tang, Z.H. Fipronil resistance mechanisms in the rice stem borer, *Chilo suppressalis* Walker. *Pestic. Biochem. Physiol.*, **2007**, *89*, 169-174.
- Niu, H.T.; Luo, W.C.; Jiang, G.Q.; Zhu, X.F. Bioactivity of butenifipronil and its field efficacy against diamondback moth, *Plutella xylostella* (L.). *Acta Phytophylacica Sin.*, **2007**, *34*, 316-320.
- Suderman, R.J.; Dittmer, N.T.; Kanost, M.R.; Kramer, K. J. Model reactions for insect cuticle sclerotization: Cross-linking of recombinant cuticular proteins upon their laccase-catalyzed oxidative conjugation with catechols. *Insect Biochem. Mol. Biol.*, **2006**, *36*, 353-365.
- Arakane, Y.; Muthukrishnan, S.; Beeman, R.W.; Kanost, M. R.; Kramer, K. J. Laccase 2 is the phenoloxidase gene required for beetle cuticle tanning. *Proc. Natl. Acad. Sci. USA*, **2005**, *102*, 11337-11342.
- Ashida, M.; Brey, P.T. Role of the integument in insect defense: pro-phenol oxidase cascade in the cuticular matrix. *Proc. Natl. Acad. Sci. USA*, **1995**, *92*, 10698-10702.
- Riberio, C.; Simons, N.; Brehélin, M. Insect immunity: the haemocytes of the armyworm *Mythimna unipuncta* (Lepidoptera: Noctuidae) and their role in defence reactions. *In vivo* and *in vitro* studies. *J. Insect Physiol.*, **1996**, *42*, 815-822.
- Hillyer, J.F.; Christensen, B.M. Mosquitophenoloxidase and defensin colocalize in melanization innate immune responses. *J. Histochem. Cytochem.*, **2005**, *53*, 689-698.
- Liu, N.N.; Zhu, F.; Xu, Q.; Pridgeon, J.W.; Gao, X.W. Behavioral change, physiological modification, and metabolic detoxification: mechanisms of insecticide resistance. *Acta Entomol. Sin.*, **2006**, *49*, 671-679.
- Plapp, F.J.; Hoyer, R.F. Insecticide resistance in the housefly: decreased rate of absorption as the mechanism of action of a gene that act as an intensifier of resistance. *J. Econ. Entomol.*, **1968**, *61*, 1298-1303.
- Sawicki, R. Interaction between the factor delaying penetration of insecticides and the demethylation mechanisms of resistance to organophosphorus-resistant houseflies. *Pestic. Sci.*, **1970**, *1*, 84-87.
- Wang, S.D.; Luo, W.C.; Xu, S.J.; Ding, Q. Inhibitory effects of 4-dodecylresorcinol on the phenoloxidase of the diamondback moth enzymatic properties of *Plutella xylostella* (L.) (Lepidoptera plutellidae). *Pestic. Biochem. Physiol.*, **2005**, *82*, 52-58.
- Ismail, F.; Wright, D.J. Cross-resistance between acylurea insect growth regulators in a strain of *Plutella xylostella* (L.) (Lepidoptera: Yponomeutidae) from Malaysia. *Pestic. Sci.*, **1991**, *33*, 359-370.
- FAO. Method for diamond back moth (*Plutella xylostella* L.). *FAO Plant Prot.*, **1979**, *27*, 44-46.
- Bradford, M.M. A rapid and sensitive method for the quantitation of microgram quantities of protein utilizing the principle of protein-dye binding. *Anal. Biochem.*, **1976**, *72*, 248-254.
- Xue, C.B.; Luo, W.C.; Chen, Q.X.; Wang, Q.; Ke, L.N. Enzymatic properties of phenoloxidase from *Pieris rapae* (Lepidoptera) larvae. *Insect Sci.*, **2006**, *13*, 251-256.
- Newton, K.; Peters, R.; Raftos, D. Phenoloxidase and QX disease resistance in Sydney rock oysters (*Saccostrea glomerata*). *Dev. Comp. Immunol.*, **2004**, *28*, 565-569.
- Armitage, S.; Siva-Jothy, M.T. Immune function responds to selection for cuticular colour in *Tenebrio molitor*. *Heredity*, **2005**, *94*, 650-656.
- Xu, H.R.; Ling, E.J. Determination of phenoloxidase activity from fifth instar larvae of *Bombyx mori*. *Newslett. Sericult. Tea*, **1997**, *90*, 17-19.
- Hoffmann, J.A. Innate immunity of insects. *Curr. Opin. Immunol.*, **1995**, *7*, 4-10.
- Mullen, L.M.; Goldsworthy, G.J. Immune responses of locusts to challenge with the pathogenic fungus metarhizium or high doses of laminarin. *J. Insect Physiol.*, **2006**, *52*, 389-398.
- Bai, J.; Li, Y.Q.; Li, K.R. Study on the effect of monocrotophos on activity of PO in haemolymph of *Panaeus chinensis*. *Marine Sci.*, **1998**, *22*, 35-37.
- Wu, G.; Shang, Z.Z. Effect of chlorfluazuron on the phenoloxidase and chitinase activity in *Ostrinia furnacalis*. *Acta Entomol. Sin.*, **1992**, *35*, 306-310.
- Liu, S.Z.; Xiao, T.; Xue, C.B.; Luo, W.C. Physiological effect of quercetin on phenoloxidase from *Tenebrio molitor*. *Acta Entomol. Sin.*, **2007**, *50*(12), 1201-1206.

Received: December 12, 2008

Revised: December 25, 2008

Accepted: December 28, 2008

© Liu et al.; licensee Bentham Open.

This is an open access article licensed under the terms of the Creative Commons Attribution Non-Commercial License (<http://creativecommons.org/licenses/by-nc/3.0/>) which permits unrestricted, non-commercial use, distribution and reproduction in any medium, provided the work is properly cited.